

30 Kg/24h

K30 F

Fabbricatori di ghiaccio a cubetto cavo / Hollow cube Ice Makers:
K23 nano - K23 - K25 - K30 - K36 - K45 - K50 - K62 - K80 - K95 - K150
K23 nano F - K23 F - K25 F - K30 F - K36 F - K45 F - K50 F - K62 F - K80 F - K95 F - K150 F

230V/1N/50Hz
Self contained - Paddle System

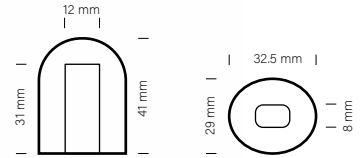
- USB
- BLUETOOTH
- WI-FI
- TOUCH CONTROL
- RAINBOW TECHNOLOGY
- SAFE ICE
- PROGRAMMED OZONE CYCLE
- SCHEDULED PRODUCTION

CARATTERISTICHE

- Scocca in acciaio
- Condensazione ad aria o acqua
- Ciclo di lavaggio
- Produzione ghiaccio programmabile
- Tasto comandi capacitivo
- Segnalazione acustica e luminosa allarmi
- Report allarmi HACCP
- Regolazione livello ghiaccio deposito
- Collegamento USB per aggiornamento sw e scarico dati HACCP
- Ventilatore condensatore controllato alle basse temperature ambiente
- Analisi predittiva malfunzionamenti
- Report prestazioni apparecchiatura.



TIPO GHIACCIO / ICE TYPE



PCS / CYCLE
PZ/CICLO **20**

WEIGHT ICE
PESO GHIACCIO **21 g**

PRODUZIONE GHIACCIO /
ICE PRODUCTION **kg/24h**
lbs/24h

Raffreddamento ad Aria
Air Cooled Unit

| Temp. Aria Air Temp. | Temp. Acqua / Water Temp. | | | |
|-------------------------|---------------------------|------------|------------|------------|
| °C °F | 32° 90° | 21° 70° | 15° 60° | 10° 50° |
| 10° | 23 | 26 | 28 | 30 |
| 50° | 51 | 57 | 62 | 66 |
| 21° | 20 | 23 | 25 | 27 |
| 70° | 44 | 51 | 55 | 60 |
| 32° | 15 | 18 | 20 | 22 |
| 90° | 33 | 40 | 44 | 49 |
| 38° | 12 | 15 | 17 | 18 |
| 100° | 26 | 33 | 37 | 40 |

OPZIONALE

- Ciclo sanificazione programmabile con Ozono
- Trattamento nanotecnologico evaporatore con Rainbow technology
- Connessione cloud IOT
- Kit piedini 100 mm

FEATURES

- Stainless steel construction
- Air or water condensation
- Cleaning cycle
- Programmable ice production
- Touch control
- Acoustic and luminous alarms
- Report HACCP alarms
- Storage bin ice level adjustment
- USB connection for software update and HACCP data download
- Condenser fan controlled at low ambient temperatures
- Predictive analysis of malfunctions
- Machine performance report.

CAPACITÀ DEPOSITO / BIN CAPACITY

10 kg **476** pcs

DIMENSIONI / DIMENSIONS

L x P x H (mm)

400 x 545 x 690

460 x 600 x 850

VOLTAGE

220-240/50/1
220/60/1

GAS

R134a
GWP=1430
Ton CO2 equiv. Air = 0.31
Ton CO2 equiv. Water = 0.24

OPTIONAL

- Ozone sanitization cycle programmable
- Rainbow technology : Nanotechnological evaporator treatment
- IOT cloud connection
- Feet 100 mm kit

DATI TECNICI - SPECIFICATIONS

| | | cond | comp. W | ABS. W | Fuse | Kwh/100Kg | I / h | kg | kg |
|------------|--------------|------|---------|--------|------|-----------|-------|----|----|
| K30 F A AG | 220-240/50/1 | | 475 | 265 | 10 | 24.3 | 2.1 | 32 | 39 |
| K30 F W AG | 220-240/50/1 | | 475 | 195 | 10 | 16.5 | 25.8 | 32 | 39 |

Raffreddamento ad Acqua
Water Cooled Unit

| Temp. Aria Air Temp. | Temp. Acqua / Water Temp. | | | |
|-------------------------|---------------------------|------------|------------|------------|
| °C °F | 32° 90° | 21° 70° | 15° 60° | 10° 50° |
| 10° | 21 | 24 | 25 | 27 |
| 50° | 46 | 53 | 55 | 60 |
| 21° | 20 | 23 | 24 | 25 |
| 70° | 44 | 51 | 53 | 55 |
| 32° | 19 | 22 | 23 | 24 |
| 90° | 42 | 49 | 51 | 53 |
| 38° | 17 | 20 | 22 | 23 |
| 100° | 37 | 44 | 49 | 51 |

Via del Lavoro, 9 31033 Castelfranco Veneto (TV) Tel.
+39 0423.738452 Fax +39 0423.722811
email: info@castelmac.it
www.castelmac.eu - www.icematic.eu

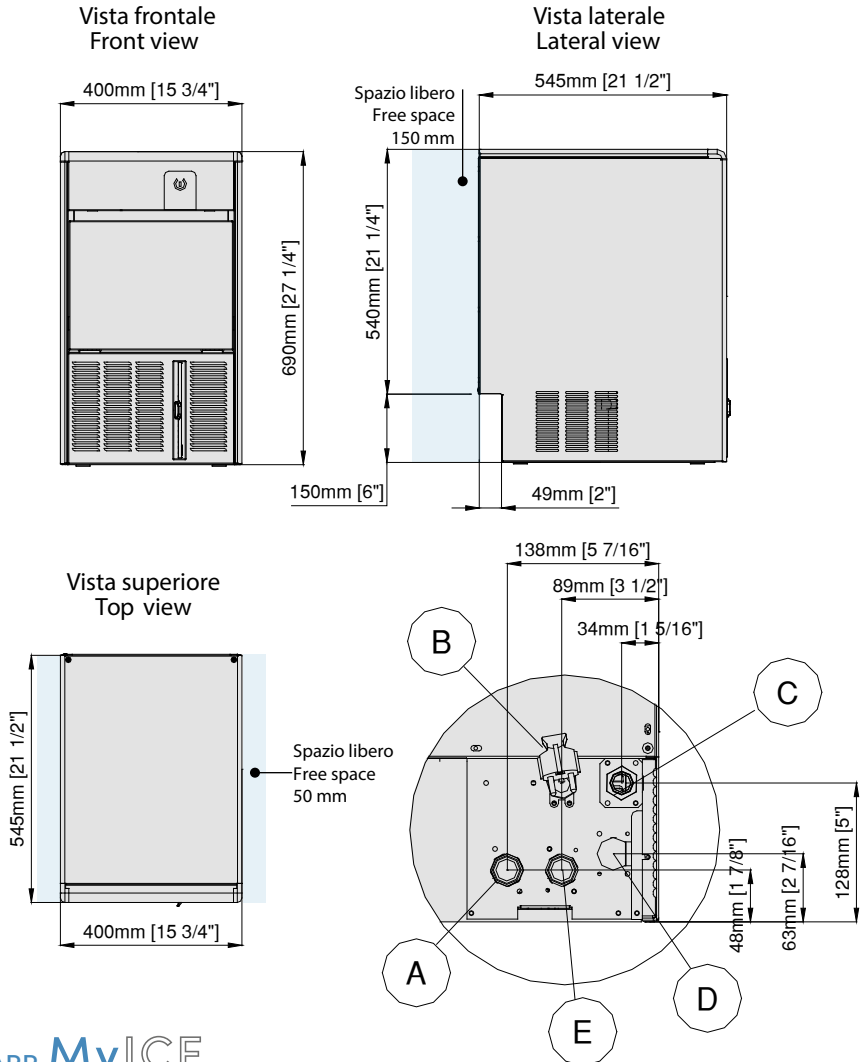
30 Kg/24h

Fabbricatori di ghiaccio a cubetto cavo / Hollow cube Ice Makers:
K23 nano - K23 - K25 - K30 - K36 - K45 - K50 - K62 - K80 - K95 - K150
K23 nano F - K23 F - K25 F - K30 F - K36 F - K45 F - K50 F - K62 F - K80 F - K95 F - K150 F

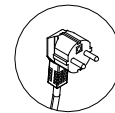
K30 F

230V/1N/50Hz
Self contained - Paddle System

DIMENSIONI - DIMENSIONS



- (A)** Entrata acqua condensatore ad acqua - 3/4"gas OPTIONAL
Water inlet connection water condensation
- (B)** Ingresso alimentazione elettrica
Electrical cable supply
- (C)** Attacco scarico acqua Ø 20 mm
Water outlet connection
- (D)** Uscita acqua condensatore ad acqua Ø 20 mm / Water outlet connection water condensation
- (E)** Attacco entrata acqua - 3/4"gas / Water inlet connection

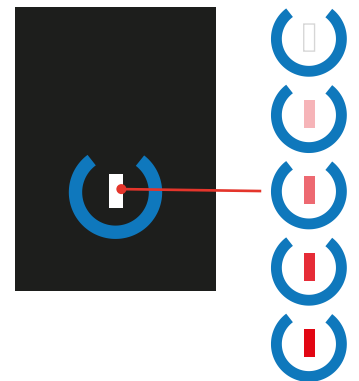


Schuko plug
Spina schuko



Kit 4 Feet
Kit 4 piedini
Ø50mm H100-120 mm
(optional)

TOUCH CONTROL

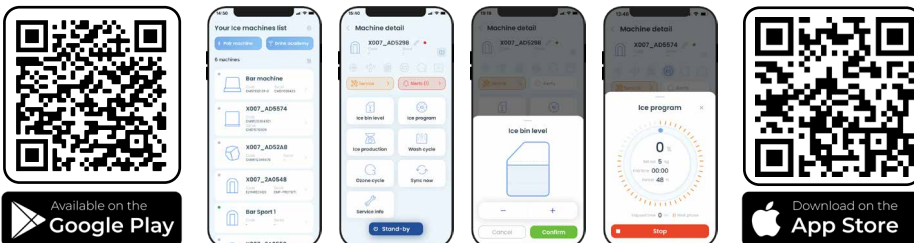


Capacitive Stand-by Reset control (led with continuous colors variation from white to red)

Pulsante Capacitivo di ripristino dello stand-by (led a variazione continua di colori dal bianco al rosso)

APP MyICE

Permette il comando e il monitoraggio dei produttori di ghiaccio direttamente da smartphone / It allows the control and monitoring of the ice machines directly from a smartphone



Condizioni operative - Operating requirements

| | Min. | Max |
|--|---------------|---------------|
| Temp. Ambiente / Air Temperature | 10°C | 40°C |
| Temp. Acqua / Water Temperature | 5°C | 35°C |
| Press. Acqua / Water Pressure | 1 Bar (14psi) | 5 Bar (70psi) |
| Conducibilità acqua / Water conductivity | -- µS | -- µS |
| Alimentazione / Electrical supply | -10% | +10% |

| | |
|--------------------------------|----------|
| Calore espulso / Rejected Heat | 585 W |
| Volume Aria / Air Volume | 300 m³/h |

Via del Lavoro, 9 31033 Castelfranco Veneto (TV) Tel.
+39 0423.738452 Fax +39 0423.722811
email: info@castelmac.it
www.castelmac.eu - www.icematic.eu