

- HIGH PRODUCTION CAPACITY AND COMPATIBILITY WITH ICEMATIC STORAGE BINS
- STAINLESS STEEL BODY
- CAPACITIVE TOUCH CONTROL FOR STAND-BY AND RESET
- AUTOMATIC WASHING
- USB ACCESS WITH PARAMETERS MEMORY
- SIDE FILTER WASHABLE AND EXTRACTIBLE
- FULL AND SQUARE ICE CUBE, AVAILABLE IN THREE DIFFERENT SIZES DICE, HALF- LARGE and LARGE. The perfect solution for quick beverage cooling. High productivity of Maracuja icemakers with vertical evaporator, matched with icematic storage bins, is the ideal answer for activities where a huge water consumption is required.
- Several applications sectors, these ice cubes are configured as the optimal choice in large bars, nightclubs, hotels & resorts, restaurants and fast-food.

## MARACUJA



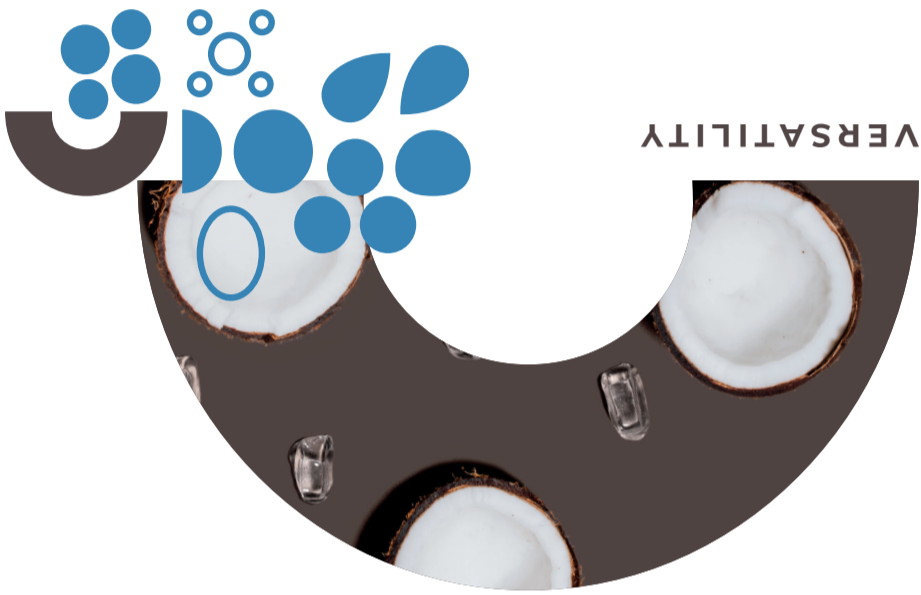
MODULARITY

Full and square ice cube, available in three different sizes DICE, HALF- LARGE and LARGE. The perfect solution for quick beverage cooling. High productivity of Maracuja icemakers with vertical evaporator, matched with icematic storage bins, is the ideal answer for activities where a huge water consumption is required.

Several applications sectors, these ice cubes are configured as the optimal choice in large bars, nightclubs, hotels & resorts, restaurants and fast-food.

- LARGE INCORPORATED STORAGE BIN CAPACITY
- CAPACITIVE TOUCH CONTROL FOR STAND-BY AND RESET
- AUTOMATIC WASHING
- EXTRACTIBLE FRONTAL AIR FILTER
- FRONT AIR INTAKE/OUTLET
- SUPPLY CABLE WITH SCHUKO PLUG

## COCO




VERSATILITY

A hollow ice cube, with wide surface for fast beverage cooling. With a simple and essential shape, it grants an extreme flexibility of use. Soft drinks, cocktails, cafe and / or other preparations that needs a rapid cooling, will identify Coco series hollow ice cube as the perfect ally.

The paddle system is the sole technology suitable to grant the correct machines functioning, also with hard waters full of scale and impurities. Coco series is the most versatile, for any type of installation.

TRANSPARENCY




## CHERRY




A full and structured ice cube, with rounded surface for a prolonged beverage cooling. Its particular transparency is highly appreciated in any context of use. Compact and transparent, this ice is extremely elegant and efficient for various exigencies: ice buckets, cocktails, aperitifs and whisky on the rocks.

- LARGE INCORPORATED STORAGE BIN CAPACITY
- STAINLESS STEEL BODY
- EASY-ACCESS FOR INTERNAL CLEANING AND MAINTENANCE
- SUPPLY CABLE WITH SCHUKO PLUG
- CAPACITIVE TOUCH CONTROL FOR STAND-BY AND RESET



# ICEMATIC

BE COLD WITH STYLE



# GRAPE

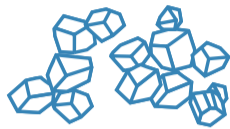


Nugget-shaped ice has the characteristics of being both compact and pleasant to chew, being half-way between granular ice and solid ice cubes.

Nuggets format ice has a low water content and may be used in many spaces as: cocktails-bars, disco-clubs, professional catering and restaurants, centralized kitchens and the medical sector as well.

- GREAT PRODUCTION CAPACITY
- EASY MANAGEMENT OF THE ICE
- STAINLESS STEEL BODYSHELL
- ONLY 8% RESIDUAL WATER IN ICE
- COMPATIBILITY WITH ICEMATIC BINS


# BERRIES



Granular ice is an asset in many sectors, thanks to its multiple uses: from food conservation and display, to cocktails preparation, to applications in SPAs, in the world of cosmetics, in medical and hospital environments. This type of very wet ice is particularly appreciated also in the bakery sector.

Granular ice is very easy to handle, stock and weigh. Its peculiarity is the high residual-water content that, depending on model, may vary from 25% to 15%.

- STAINLESS STEEL BODY
- EASY TO INSPECT INTERIORS
- CAPACITIVE TOUCH-KEY FOR STAND-BY AND RESET
- COMPATIBILITY WITH ICEMATIC STORAGE BINS
- USB PORTAL TO CHECK ALL THE WORKING HISTORY PARAMETERS



# ALMOND

With an average temperature of  $-7^{\circ}\text{C}$  and a thickness between 0,9 and 1,2 mm, the ice made by the Almond line machines is the coldest and driest available, unique in its kind. Solid and dry, ice-flakes have a great surface of contact, for a fast cooling. The Almond line ice-machines have a variety of applications as supermarkets, restaurants and catering, butcheries, fish industry and markets, sea-ports, as well as the pharmaceutical sector and much more.

The flat-flakes ice, dry and overchilled, has a candid white colour and it is ideal for prolonging the freshness of any product.

- STAINLESS STEEL BODYSHELL
- CYLINDRICAL AND VERTICAL FIX EVAPORATOR
- INTEGRATED ON/OFF CONTROLS
- CONDENSING UNIT ON BOARD
- EASY ACCESS TO INTERIOR FOR EASY CLEANING

# MANGO

The Icematic bins are entirely designed internally to match whatever users' need. The high quality of materials and the construction technology constitute the ideal solution for whoever may need to preserve significant amount of ice, long term. Stainless steel and deep-formed food-quality plastic, processed with silver-salts antibacterial treatment, combined with the possibility to install the Ozone sanitization system, make these bins extremely food-safe and easy to clean.



# TROPICAL

Practical, compact and efficient. The Icematic ice-dispensers are available in two different models:

- \_ Floor dispenser DX35, with full-ice cube, gourmet type;
- \_ Table dispenser TD130 with nugget-shaped ice.

These dispensers are the optimal solution for canteens, self-services, hotels and pubs where it is necessary to have perfectly dosed ice, and quickly.

